

*Welcome to the meet the  
teachers of Key Stage 1  
parent's evening.*

***Key stage 1  
Year 1 and Year 2***

Year 1 and Year 2 are taught separately for  
Phonics, English, Maths, Computing, PSHE  
and P.E.

***Year 1 Mrs Parry /Mrs Hobson  
Mrs Walker (P.E. Wednesdays)  
Mrs Gibbins (Computing)***

***Year 2 Mrs Eason  
Mrs Hobson (PSHE & Music)  
Mrs Walker (P.E. Wednesdays)  
Mrs Gibbins (computing)***

*Other adults who work in  
Key Stage 1 are*

**Mrs Tinsley**

**Mrs Seage**

**Ms Robinson**

**and occasionally**

**Mrs Davis**

**Ms Chalkley**

# HOMework

- Year 1 - A menu of activities  
Arranged by Mrs Parry  
Set once every half term  
To be completed a little chunk at a time each week
- Year 2 - A range of review activities to develop skills covered in class  
Arranged by Mrs Eason  
Set weekly  
Set Thursday (Friday - if any issues)  
To be returned by Tuesdays (Wednesday at the latest)

# September is all about –

- settling in and getting to know the new routines
- reviewing what is already known
- establishing good learning behaviour to build upon over the rest of the year.



# *The curriculum*

# Maths

Having a quick recall of basic number facts and knowledge to apply to problem solving and more complex mathematical strategies speedily and confidently by the end of the year.

## *Year 1*

- *Count to 20, 50, 100 in 1s forwards and backwards*
- *Count to 100 and back in 10s, then 5s*
- *Count in 2s even and odd numbers*
- *Read and write in numerals and words numbers to 20*
- *Know bonds (the 2 numbers that add to make) numbers 1 to 10 (and related subtraction facts)*
- *Double and halve numbers to 10*
- *Recognise and find halves and quarters of shapes and numbers*
- *Know which number is one more or less than any given number*

# *The curriculum*

# Maths

Having a quick recall of basic number facts and knowledge to apply to problem solving and more complex mathematical strategies speedily and confidently by the end of the year.

## Year 2

- Number bonds (two numbers add to make numbers from 1 to 20 and related subtraction facts)
- 10x, 2x and 5x tables and related division facts
- Doubling and halving numbers to 20
- Finding a half, quarter, three quarters and third of numbers, quantities and shapes.
- Know 10 more or less of any number
- Name 2D and 3D shapes and their properties
- Name coin values and know which coins can be swapped for others of equal value

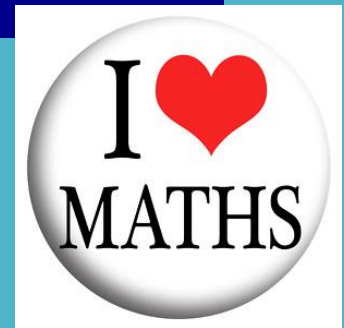
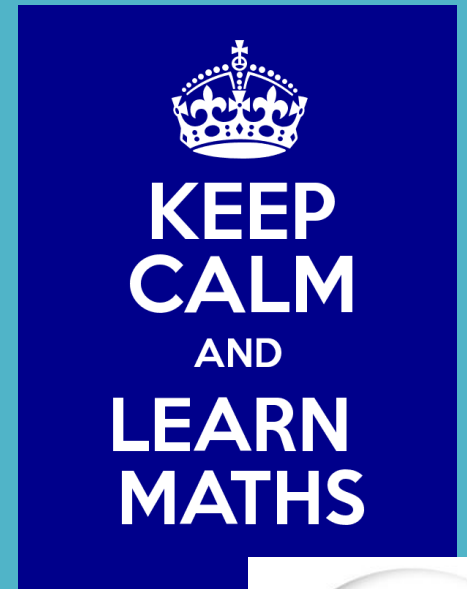
*Learn new skills*

*Repeat*

*Review - practise often*

*Recall rapidly*

*Apply independently &  
confidently in a variety of  
situations including solving word  
problems.*





# *The curriculum*

English. Reading



*Read together as often as you can -  
You read to your child  
Listen to your child read  
Read books together, e.g. alternating pages  
ENJOY books together.*

# The curriculum

## English Reading

Talk about the books you have read together - when you have finished the book, chapter or at a natural break.

NOT a quiz, test - developing understanding of what has been read.

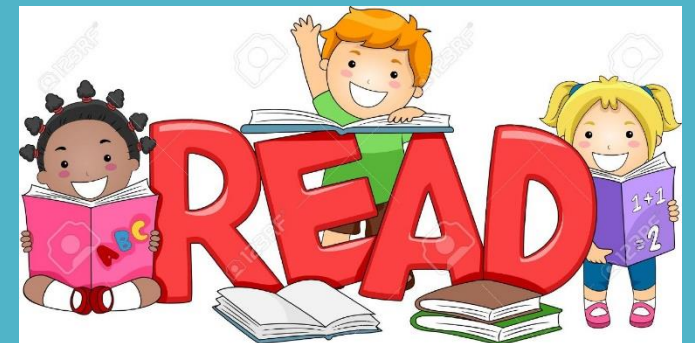
A discussion of what some of the trickier words might mean, which other words mean the same as the ones used in the book.

Developing understanding of how characters feel and why they do the things they do.

Recognising the importance of the events of the story.

Know the order of the events in the story.

Reading should remain an enjoyable experience.



# *The curriculum*

*English - Grammar*



*Year 1 - nouns, verbs, adjectives, plurals*

*Year 2 - nouns, proper nouns, verbs, irregular verbs,  
verb tenses (is/are, was/were), adjectives, adverbs, plurals*

*Year 2 also - 4 different types of sentence*

- Statements*
- Questions*
- Commands*
- Exclamations*



# The curriculum

## English. Punctuation

### Year 1

- Capital letters and full stops to write sentences
- End questions with a question mark
- Use an exclamation mark to show excitement

### Year 2

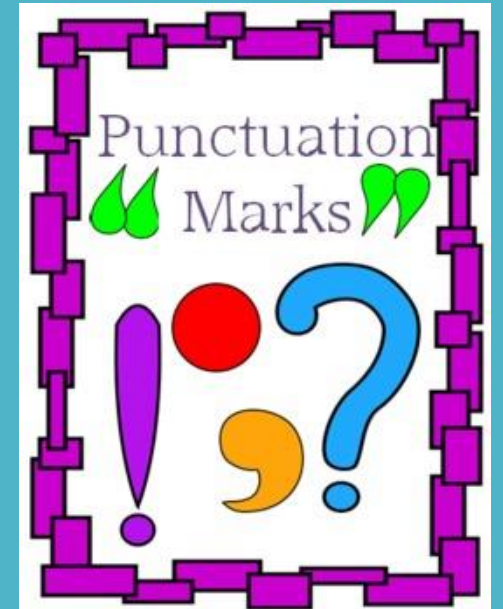
- Using all punctuation from Year 1 correctly
- Use commas between words in a list
- Use exclamation marks to end exclaimed sentences
- Use an apostrophe to write contracted words, e.g. don't
- Use an apostrophe to show singular possession, e.g. mum's car

Let's eat grandma!



Let's eat, grandma!

**PUNCTUATION  
SAVES LIVES!**



# *The curriculum*

*English – Spelling (phonics)*

Year 1 and 2 - common exception words.

Year 1 phonic sounds for reading and spelling

Year 2 spelling rules

Adding the suffix -ing -ed -er -est to root words

Adding the suffix -less, -ness, -ment, -ful, -ly

Year 2 - spelling contracted words, e.g. we've, they're, don't

# *New curriculum*

*Still time for other subjects and activities!!!*

